

Compact and efficient ceiling mounted down lighters. High protection class & lumen output makes it versatile solution for both indoor & outdoor applications.

Product Description

- Luminaire made of pressure die cast aluminium, extruded aluminium & non corrosive stainless steel fasteners.
- Clear toughened glass.
- Silicone gasket.
- Hybrid optics with lens & reflector combination for higher efficiency, lower optical losses with optimum glare suppression.
- Cast aluminium plate for surface mounting onto the ceiling.
- Surface mounting on ceiling using hardware after connecting to the power supply.
- Cable entries for through-wiring of mains supply cable.
- Integral constant current power supply
- CRI (Ra) : ≥ 80
- Prewired with LED driver and suitable for operating on 240V, 50Hz single phase ac supply.
- Ordering guide : KL-3649-CCT (Colour Temperature)
- Available CCT : 2700K, 4000K (CW on request)



Product Benefits

- High luminous efficiency at reduced wattage.
- Quick & simple installation with low maintenance.
- Clear glass in the front with continuous silicone gasket to ensure adequate sealing.
- Sustainable LED technology offers durability and optimal light output with low power consumption.

Area of Application


Lobbies & Foyers, Retail outlets, Corridors, Corporate, Residential & Educational premises, Hospitality Industry, Commercial & Business Centers.

Available Finish

Pure polyester powder coated

- Graphite grey
- Anthracite grey
- Jet black





Technical Specifications

General

ID	: 3649
System Wattage	: 25W LED
Driver Integral	: Constant Current
Input Voltage	: 230-240Vac
Frequency	: 50-60 Hz
Operating Voltage	: 100-300Vac
Operating Temperature	: -15°C~+50°C

Physical

Body	: Extruded & die-cast aluminium
Reflector	: Mirror finish pure AL
Diffuser	: Clear toughened glass
Mounting	: Surface - Ceiling
Finish	: Graphite Grey Anthracite Grey Jet Black

Light Source

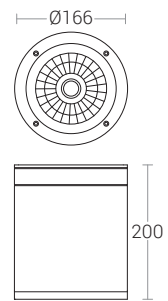
Light Source	: CITIZEN COB
CRI (Ra)	: >80
LED Colour Temperature	: 2700K / 4000K

Driver

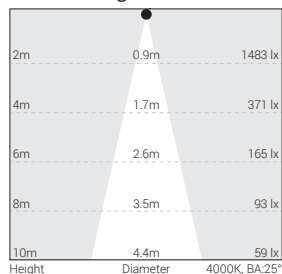
Power Supply	: Integral
Power Factor	: ≥0.95
THD	: <10%
Surge Protection	: 4KV
Efficiency	: >85%

Optical Performance


Beam Angle	: 15° / 25° / 40°
------------	-------------------



Cone Diagram



Note : It is our constant endeavor to upgrade the performance of our products. For the latest technical information, IES files and product updates please refer to the website at www.klite.in



Technical Specifications

General

ID	: 4083
System Wattage	: 40W LED
Driver Integral	: Constant Current
Input Voltage	: 230-240Vac
Frequency	: 50-60 Hz
Operating Voltage	: 110-320Vac
Operating Temperature	: -15°C~+50°C

Physical

Body	: Extruded & die-cast aluminium
Reflector	: Mirror finish pure AL
Diffuser	: Clear toughened glass
Mounting	: Surface - Ceiling
Finish	: Graphite Grey Anthracite Grey Jet Black

Light Source

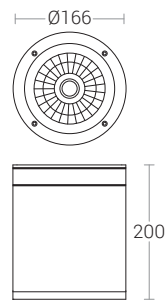
Light Source	: CITIZEN COB
CRI (Ra)	: >80
LED Colour Temperature	: 2700K / 4000K

Driver

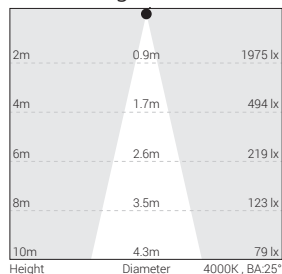
Power Supply	: Integral
Power Factor	: ≥0.95
THD	: <10%
Surge Protection	: 4KV
Efficiency	: >85%

Optical Performance

Beam Angle	: 15° / 25° / 40°
------------	-------------------



Cone Diagram



Note : It is our constant endeavor to upgrade the performance of our products. For the latest technical information, IES files and product updates please refer to the website at www.klite.in