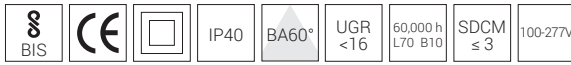


Hera recess mounted range of LED ceiling lights are a perfect fit for varied Indoor lighting applications. The die cast aluminium housing is ideal for better thermal management. High lumen output / Different wattage & CCT options make this versatile for superior glare free indoor lighting solutions.

Product Description

- LED ceiling recessed downlight - Indoor luminaire with wide beam light distribution.
- Luminaire made of die-cast aluminium for better thermal management.
- Vacuum - metalised reflector with anti scratch protective layer and added diffuser for glare free, uniform light distribution.
- High PF constant current LED driver.
- Cable entries for through-wiring of mains supply cable.
- Suitable for operation on 240V, 50Hz single phase ac supply.
- Ordering guide : KL-3351-CCT (Colour Temperature)
- Available CCT : 2700-3000K, 4000K, 6500K.



Product Benefits

- Attractive high quality housing and fixed optics.
- Visual comfort with maximum energy saving
- Sturdy construction in order to maintain performance of the luminaire at reduced maintenance cost.
- Quick & simple installation.
- Flexible deployment options with a wide spectrum of applications.

Area of Application

Lobbies & Foyers, Retail Sector, Corridors, Corporate, Residential & Educational premises, Hospitality Industry, Commercial & Business Centers, etc.

Available Finish

White epoxy polyester powder coating.





Technical Specifications

General

| | |
|-----------------------|--------------------|
| ID | : 3351 |
| System Wattage | : 10W LED |
| COD | : Ø100 |
| Driver Integrated | : Constant Current |
| Input Voltage | : 230-240Vac |
| Frequency | : 50-60 Hz |
| Operating Voltage | : 100-277Vac |
| Operating Temperature | : -15°C~+50°C |

Physical

| | |
|-----------|--|
| Body | : Die-Cast Aluminium |
| Diffuser | : Frosted |
| Reflector | : Vacuum metalised |
| Mounting | : Ceiling recess / Fixed |
| Finish | : White epoxy polyester powder coating |

Light Source

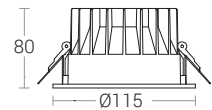
| | |
|------------------------|-------------------------|
| Light Source | : CITIZEN |
| LED Lumens | : 1500 lm |
| CRI (Ra) | : >80 (>90 On Request) |
| LED Colour Temperature | : 3000K / 4000K / 6500K |

Driver

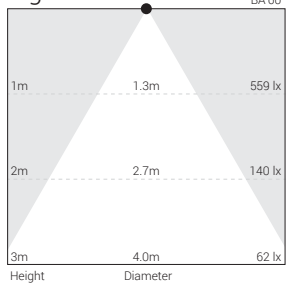
| | |
|------------------|------------------------|
| Power Supply | : Integrated |
| Power Factor | : >0.95 |
| THD | : <10% |
| Surge Protection | : 3KV |
| Efficiency | : >87% |
| Dimmable | : Triac / 1-10V / Dali |

Optical Performance

| | |
|-------------------------|-----------|
| Colour Temperature | : 4000K |
| Luminaire Luminous flux | : 1058 lm |
| Beam Angle | : 60° |



Light Distribution



Hera recess mounted range of LED ceiling lights are a perfect fit for varied Indoor lighting applications. The die cast aluminium housing is ideal for better thermal management. High lumen output / Different wattage & CCT options make this versatile for superior glare free indoor lighting solutions.

Product Description

- LED ceiling recessed downlight - Indoor luminaire with wide beam light distribution.
- Luminaire made of die-cast aluminium for better thermal management.
- Vacuum - metalised reflector with anti scratch protective layer and added diffuser for glare free, uniform light distribution.
- High PF constant current LED driver.
- Cable entries for through-wiring of mains supply cable.
- Suitable for operation on 240V, 50Hz single phase ac supply.
- Ordering guide : KL-3353-CCT (Colour Temperature)
- Available CCT : 2700-3000K, 4000K, 6500K.



Product Benefits

- Attractive high quality housing and fixed optics.
- Visual comfort with maximum energy saving
- Sturdy construction in order to maintain performance of the luminaire at reduced maintenance cost.
- Quick & simple installation.
- Flexible deployment options with a wide spectrum of applications.

Area of Application

Lobbies & Foyers, Retail Sector, Corridors, Corporate, Residential & Educational premises, Hospitality Industry, Commercial & Business Centers, etc.

Available Finish

White epoxy polyester powder coating.





Technical Specifications

General

| | |
|-----------------------|--------------------|
| ID | : 3353 |
| System Wattage | : 30W LED |
| COD | : Ø145 |
| Driver Integrated | : Constant Current |
| Input Voltage | : 230-240Vac |
| Frequency | : 50-60 Hz |
| Operating Voltage | : 100-277Vac |
| Operating Temperature | : -15°C~+50°C |

Physical

| | |
|-----------|--|
| Body | : Die-Cast Aluminium |
| Diffuser | : Frosted |
| Reflector | : Vacuum metalised |
| Mounting | : Ceiling recess / Fixed |
| Finish | : White epoxy polyester powder coating |

Light Source

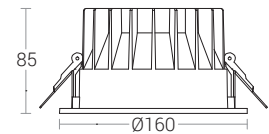
| | |
|------------------------|-------------------------|
| Light Source | : CITIZEN |
| LED Lumens | : 4500 lm |
| CRI (Ra) | : >80 (>90 On Request) |
| LED Colour Temperature | : 3000K / 4000K / 6500K |

Driver

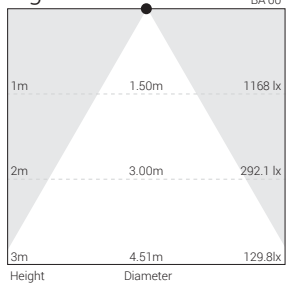
| | |
|------------------|------------------------|
| Power Supply | : Integrated |
| Power Factor | : >0.95 |
| THD | : <10% |
| Surge Protection | : 4KV |
| Efficiency | : >87% |
| Dimmable | : Triac / 1-10V / Dali |

Optical Performance

| | |
|-------------------------|-----------|
| Colour Temperature | : 4000K |
| Luminaire Luminous flux | : 2736 lm |
| Beam Angle | : 60° |



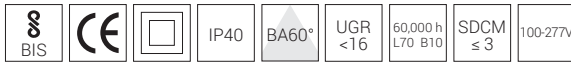
Light Distribution



Hera recess mounted range of LED ceiling lights are a perfect fit for varied indoor lighting applications. The die cast aluminium housing is ideal for better thermal management. High lumen output / Different wattage & CCT options make this versatile for superior glare free indoor lighting solutions.

Product Description

- LED ceiling recessed downlight - Indoor luminaire with wide beam light distribution.
- Luminaire made of die-cast aluminium for better thermal management.
- Vacuum - metalised reflector with anti scratch protective layer and added diffuser for glare free, uniform light distribution.
- High PF constant current LED driver.
- Cable entries for through-wiring of mains supply cable.
- Suitable for operation on 240V, 50Hz single phase ac supply.
- Ordering guide : KL-3355-CCT (Colour Temperature)
- Available CCT : 2700-3000K, 4000K, 6500K.



Product Benefits

- Attractive high quality housing and fixed optics.
- Visual comfort with maximum energy saving
- Sturdy construction in order to maintain performance of the luminaire at reduced maintenance cost.
- Quick & simple installation.
- Flexible deployment options with a wide spectrum of applications.

Area of Application

Lobbies & Foyers, Retail Sector, Corridors, Corporate, Residential & Educational premises, Hospitality Industry, Commercial & Business Centers, etc.

Available Finish

White epoxy polyester powder coating.





Technical Specifications

General

| | |
|-----------------------|--------------------|
| ID | : 3355 |
| System Wattage | : 50W LED |
| COD | : Ø215 |
| Driver Integrated | : Constant Current |
| Input Voltage | : 230-240Vac |
| Frequency | : 50-60 Hz |
| Operating Voltage | : 100-277Vac |
| Operating Temperature | : -15°C~+50°C |

Physical

| | |
|-----------|--|
| Body | : Die-Cast Aluminium |
| Diffuser | : Frosted |
| Reflector | : Vacuum metalised |
| Mounting | : Ceiling recess / Fixed |
| Finish | : White epoxy polyester powder coating |

Light Source

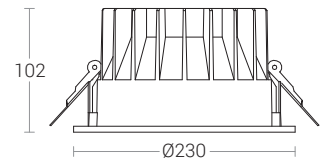
| | |
|------------------------|-------------------------|
| Light Source | : CITIZEN |
| LED Lumens | : 7500 lm |
| CRI (Ra) | : >80 (>90 On Request) |
| LED Colour Temperature | : 3000K / 4000K / 6500K |

Driver

| | |
|------------------|------------------------|
| Power Supply | : Integrated |
| Power Factor | : >0.95 |
| THD | : <10% |
| Surge Protection | : 6KV |
| Efficiency | : >87% |
| Dimmable | : Triac / 1-10V / Dali |

Optical Performance

| | |
|-------------------------|-----------|
| Colour Temperature | : 4000K |
| Luminaire Luminous flux | : 3867 lm |
| Beam Angle | : 60° |



Light Distribution

