

These environmentally friendly LED garden and pathway luminaires, create a pleasant light distribution with a high degree of visual comfort. These luminaires offer shielded glare free illumination on ground surface and are perfect for illuminating entrances, footpaths as well as garden and landscape architecture. Clean Lines and pure form are the underlying elements of this series of LED bollards, designed to provide downward radial light emission of 360°.

Product Description

- Luminaire made of extruded aluminium alloy (grade 6063) with die-cast aluminium components and non corrosive SS fasteners.
- For optimum coordination with lighting situation, these luminaires can be supplied in two different heights.
- Clear acrylic diffuser.
- Silicone gasket.
- Die-cast aluminium mounting base.
- Cable entries for through-wiring of mains supply cable.
- Integral constant current power supply
- CRI (Ra) : ≥ 80
- Prewired with LED driver and suitable for operating on 240V, 50Hz single phase ac supply.
- Ordering guide : KL-5582-CCT (Colour Temperature)
- Available CCT : 2700K, 3000K, 4000K, 5700K



Product Benefits

- High luminous efficiency at reduced wattage.
- Elegant, Robust design
- Dark sky compliant protects pedestrians from glare by preventing spill light above the horizontal plane.
- Sustainable LED technology offers durability and optimal light output with low power consumption.


Area of Application

Suitable for Residential & Public areas for Illuminating Driveways, Pathways, Greenway, Entrances, Squares, Gardens and as well as landscape architecture.

Available Finish

Pure polyester powder coated
RAL 9004 Signal black
RAL 9007 Grey aluminium
RAL 7016 Anthracite grey
Graphite grey





Technical Specifications

General

ID : 5582 / 5583
 System Wattage : 16W LED
 Driver Integral : Constant Current
 Operating Voltage : 100-277Vac
 Operating Temperature : -15°C~+50°C

Light Source

Light Source : NICHIA
 CRI (Ra) : >80
 LED Colour Temperature : 2700K / 3000K / 4000K / 5700K

Physical

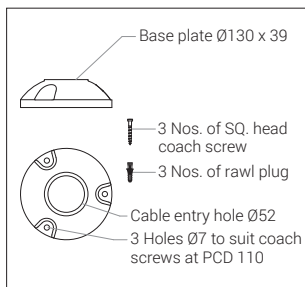
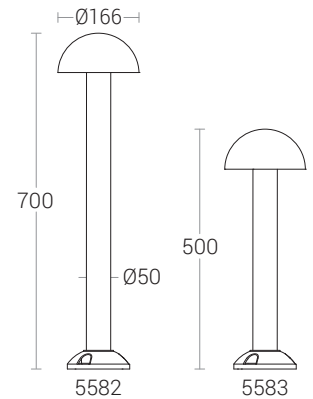
Body : Die-Cast Aluminium with Extruded Aluminium Tube
 Diffuser : Clear Acrylic
 Gasket : Silicone
 Mounting : Surface
 Finish : Powder coated
 RAL 9004 Signal black
 RAL 9007 Grey aluminium
 RAL 7016 Anthracite grey
 Graphite grey

Driver

Power Supply : Integral
 Input Voltage : 230-240Vac
 Frequency : 50-60 Hz
 Power Factor : >0.95
 THD : <10%
 Surge Protection : 4KV
 Efficiency : >80%

Optical Performance

Light Distribution : Symmetrical



Note : It is our constant endeavor to upgrade the performance of our products. For the latest technical information, IES files and product updates please refer to the website at www.klite.in